Ezi-Crown™

Light Cured, temporary crown and bridge resin

Ezi-Crown LC Offers a simple way of making temporary in-lays, on-lays, crown and bridge.

Advantages

- Easy and fast
- Excellent handling
- Perfect occlusion accuracy
- No heat and No irritation by acrylic resin
- No sticky
- No Messy
- No Mixing
- No need impression process

Contents

- #701 Ezi-Crown 15g x 3 ea

Application

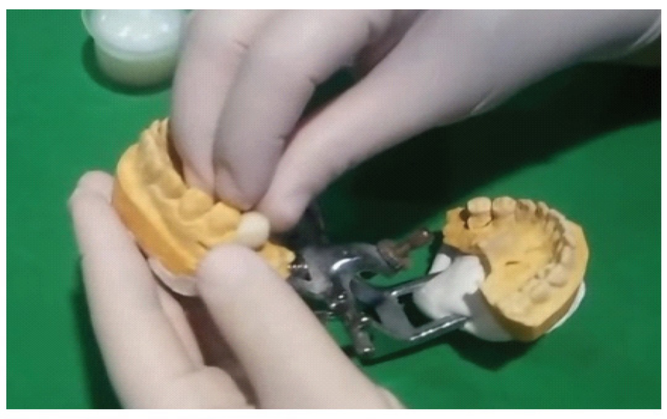

1. Apply Vaseline on the teeth.
2. Cut off approximate amount of Ezi-Crown from the Case.
3. Apply Ezi-Crown. Press into place, shape and sculpt.

4. Making the occlusion. Have a patient bite softly to resister occlusal surface and adjust.

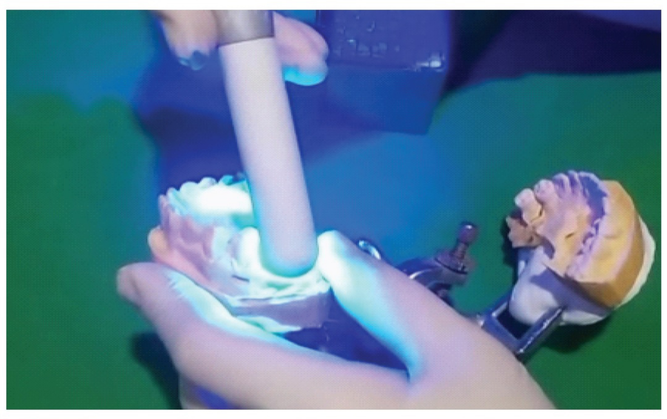

5. Curing light : 20sec.

6. Remove the cured Ezi-Crown from the teeth, and apply the curing light inside again.

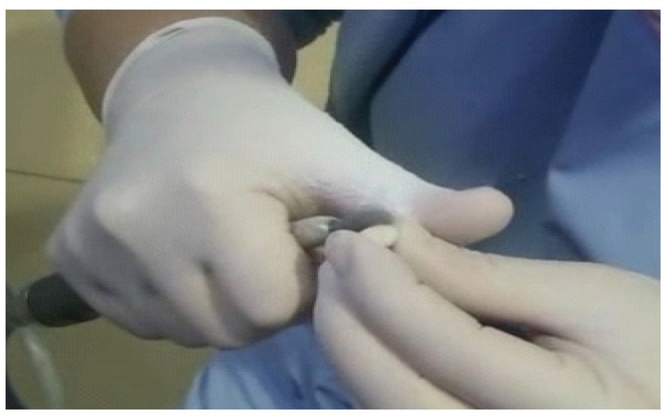

7. If you need polishing and trimming, do that with lab. Carbide bur or silicone point.

Result

[NOTE] for bridge case, we recommend to curing Ezi-Crown approximately 5min.

آبنوس نکوپرداز
ABNOUS